

# IPC-616

## 4U 14-slot Rackmount Chassis with Front-accessible and Hot-swap Fans



### Features

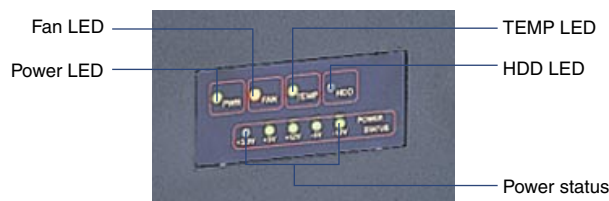

- 4U-high 14-slot rackmount chassis
- Supports up to three 5.25" and two 3.5" HDDs
- 300 W ATX or 310 W DC power supply option
- Two 53-CFM front-access hot-swap cooling fans

### Introduction

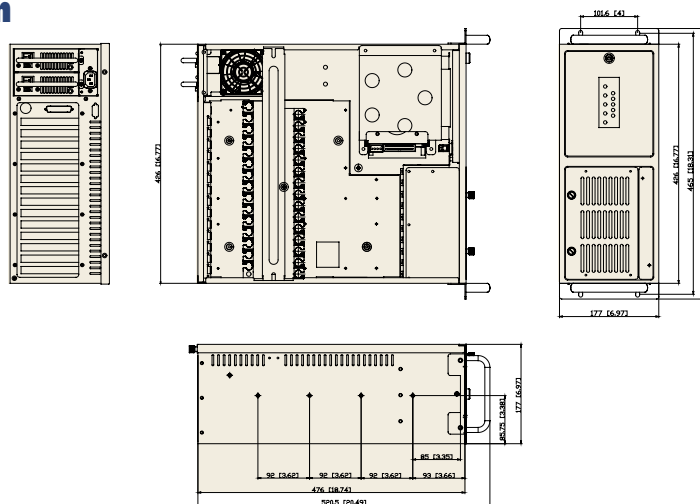
IPC-616 is a 4U-high 19" rackmount industrial computer chassis which can hold a 14-slot PCI/ISA passive backplane. Various power supply options are available. You can equip the chassis with a 300 W redundant power supply or a single PS/2 power supply up to 300 W. As more and more applications require mass capacity and higher reliability, IPC-616 comes with a removable disk drive bay accommodating up to three half-height drives, as well as one 3.5" FDD and one 3.5" internal HDD. Fault-resilient features include an audible alarm and LED indicators to reduce system downtime. All these make IPC-616 an ideal platform for PC-based servers and CT/network applications.

### Specifications

Drive Bay	3.5"	Front-accessible	1	Internal	1
	5.25"		3		
Cooling	Fan		2 (hot-swap, 53 CFM/each)		
	Air Filter		Yes		
Miscellaneous	Hold-down Clamp		Rubber-buffered hold-down clamp		
Physical	Dimensions (W x H x D)		482 x 177 x 478 mm (19" x 7" x 18.8")		
	Weight		16 Kg (35.2 lb)		



## Dimension Diagram



Unit: mm (inch)

## Power Supply Options

Part Number	Watt	Input	Output	Specifications		MTBF
				Mini-load	Safety	
PS-300ATX-ZB (ATX, PFC)	300 W	AC90-264 V ( Full-range)	+5 V @ 30 A +3.3 V @ 28 A +12 V @ 15 A -12 V @ 0.8 A -5 V @ 0.3 A +5 Vsb @ 2 A	+5 V @ 0.1 A +3.3 V @ 0.3 A	UL/cUL (60950 3rd) CE (EN61000-3-2 Class D) TUV/FCC/CSA/Nemko CB/CCC	100,000 hours @ 25° C
PS-400ATX-Z (ATX, PFC)	400 W	AC 90 ~ 264 V (Full-range)	+5 V @ 42 A +3.3 V @ 20 A +12 V @ 14 A -12 V @ 1 A -5 V @ 1 A +5 Vsb @ 0.75 A	+5 V @ 2 A +12 V @ 0.5 A +3.3 V @ 0.2 A	UL/cUL (60950 3rd) TUV/CE/CB/CCC	100,000 hours @ 25 °C (75 % load)
RPS-300ATX-Z (ATX, PFC)	300 W	AC 90-264 V (Full-range)	+5 V @ 25 A +3.3 V @ 18 A +12 V @ 16 A -12 V @ 0.5 A -5 V @ 0.5 A +5 Vsb @ 2 A	+5 V @ 3 A +3.3 V @ 1 A +12 V @ 2 A +5 Vsb @ 0.1 A	UL/cUL (60950 3rd) CE (EN61000-3-2 Class D) TUV/FCC/CB/CCC	150,000 hours @ 25 °C full road

## Passive Backplane Options

Part Number	Slot	Segment
PCA-6114P4-C	8 ISA, 4 PCI, 2 PICMG	Single
PCA-6114P7-0D2	4 ISA, 6 PCI, 3 PICMG, 1 PCI/ISA	Single
PCA-6114P10-B	2 ISA, 10 PCI, 2 PICMG	Single
PCA-6113P4R-0C1	7 ISA, 4 PCI, 2 PICMG	Single
PCA-6114P12-0B1	1 ISA, 11 PCI, 1 PICMG/PCI, 1 PICMG	Single
PCA-6113P7X	4 ISA, 7 PCI (64-bit), 2 PICMG	Single
PCA-6114-0B1	14 ISA	Single
PCA-6114P12X-A1	1ISA, 11PCI, 1PICMG, 1 PICMG/PCI	Single

## Storage Device Options

Part Number	Descriptions
SCD-ROM	Slim-type CD-ROM kit with 40-pin IDE connector
SCD-FDD-COMBO	Storage kit with slim 24X CD-ROM and standard 3.5" black FDD
9684000014	3.5" FDD with black bezel

## Special Cable Options

Part Number	Descriptions
1701400971	HDD cable, ATA 33, 62 cm + 35 cm
1701400973	HDD cable, ATA 66/100, 62 cm + 35 cm

## Ordering Information

Part Number	With Power Supply	With Backplane	Regulation
IPC-616BP-00P	Without power supply, with AT switch	--	None
IPC-616BP-00X	Without power supply, with ATX switch	--	None
IPC-616BP-30Z	PS-300ATX-ZB	--	UL, cUL, CE
IPC-616BP-40Z	PS-400ATX-Z	--	UL, cUL, CE