

ACP-2000/ IPC-602

2U 6-Slot Rackmount Chassis with Front USB and PS/2 Interfaces



RoHS
FCC CE

Features

- 2U rackmount chassis supports up to 6 cards
- Butterfly backplane design
- Front-accessible USB and PS/2 connectors
- 250 W / 300 W AC ATX and DC power supply options
- Two 40 CFM cooling fans with air filter
- Lockable front door prevents unauthorized access
- System alarm notification by front LED indicators (ACP-2000 only)

Specifications


		Front-accessible	Internal
Drive Bay	Slim Optical Disk Drive	1/-	-
	3.5"	2/1	-/1
	5.25"	-/1	-
Cooling	Fan	2 (8 cm / 47 CFM each)/2 (8 cm / 40 CFM each)	
	Air Filter	Yes	
Front I/O Interface	USB	2	
	PS/2	1	
Miscellaneous	LED Indicators	Power and HDD activity; fan and temperature for ACP-2000 only	
	Rear Panel	One 9-pin D-Sub opening	
Environment	Temperature	Operating 0 ~ 40° C (32 ~ 104° F)	Non-Operating -20 ~ 60° C (-4 ~ 140° F)
	Humidity	10 ~ 85% @ 40° C, non-condensing	10 ~ 95% @ 40° C, non-condensing
	Vibration (5 ~ 500 Hz)	0.5 Grms	2 G
	Shock	10 G (with 11 ms duration, half sine wave)	30 G
Physical Characteristics	Dimensions (W x H x D)	482 x 88 x 451 mm (19" x 3.5" x 17.8")	
	Weight	11.5 kg (25.3 lb) / 11.3 kg (24.9 lb)	

Front View


IPC-602



ACP-2000

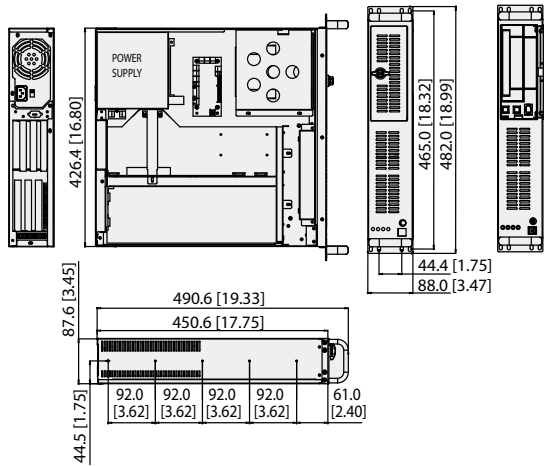


Inside View

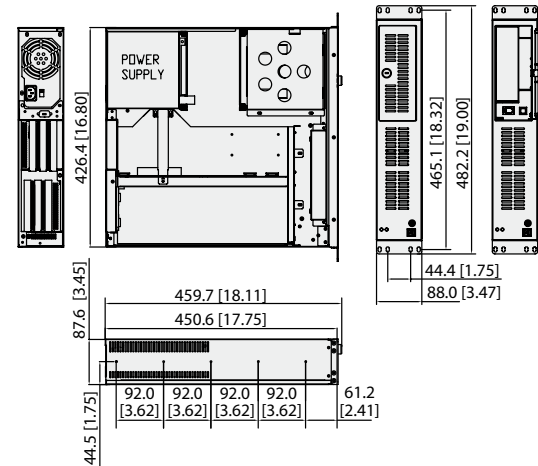


Dimensions

ACP-2000



IPC-602



Unit: mm [inch]

Ordering Information

Part Number	Power Supply	Backplane	Regulation
PICMG 1.0			
ACP-2000P3-00XE	Without power supply, with ATX switch	989K610621E (PCA-6106P3V)	-
ACP-2000P3-30ZE	PS-300ATX-ZBE	-	CE
ACP-2000P4-00XE	Without power supply, with ATX switch	989K610510E (PCA-6105P4V)	-
ACP-2000P4-30ZE	PS-300ATX-ZBE	-	CE
IPC-602P3-00XBE	Without power supply, with ATX switch	989K610621E (PCA-6106P3V)	-
IPC-602P3-25ZBE	PS-250ATX-ZE	-	CE
IPC-602P3-30ZBE	PS-300ATX-ZBE	-	CE
IPC-602P4-00XBE	Without power supply, with ATX switch	989K610510E (PCA-6105P4V)	-
IPC-602P4-25ZBE	PS-250ATX-ZE	-	CE
PICMG 1.3			
ACP-2000EBP-00XE	Without power supply, with ATX switch	-	-
ACP-2000EBP-30ZE	PS-300ATX-ZBE	-	CE
IPC-602EBP-00XBE	Without power supply, with ATX switch	-	-

Power Supply Options

Part Number	Watts	Specifications Input
PS-250ATX-ZE (ATX, PFC) (IPC-602 only)	250 W	AC 115/230 V (selectable)
PS-300ATX-ZBE (ATX, PFC)	300 W	AC 100 ~ 240 V (full range)
PS-400ATX-ZBE (ATX, PFC)	400 W	AC 100 ~ 240 V (full range)
PS-300ATX-DC48E (ATX)	300 W	DC -48 V
RPS-300ATX-ZE (ATX, PFC) (ACP-2000 only)	300 W	AC 100 ~ 240 V (full range)

Optional Accessories

Part Number	Description
1990001949	Fan filter bracket 168 x 58 mm
2130006189S000	Door filter 156 x 45 x 5 mm
1990001949	Fan filter 165 x 58 mm
1950000868T00B	P3 and X3 card cage
1950000869C00B	P4 card cage

- 1 Operator Panels
- 2 Fanless Panel PCs
- 3 Panel Computers
- 4 Display Solutions
- 5 Ethernet Switches
- 6 Device Servers
- 7 Serial Comm. Cards
- 8 Video Surveillance
- 9 Pre-Configured Systems
- 10 IPC Chassis
- 11 SBCs and Backplanes
- 12 Industrial Motherboards
- 13 Embedded IPCs
- 14 Mobile Computers
- 15 IPC Peripherals
- 16 DAQ
- 17 Signal Conditioning
- 18 USB DAQ